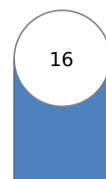


Ease of Doing Business in United Arab Emirates

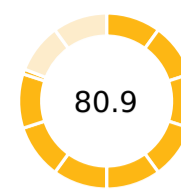


Region	Middle East & North Africa
Income Category	High income
Population	9,630,959
City Covered	Dubai

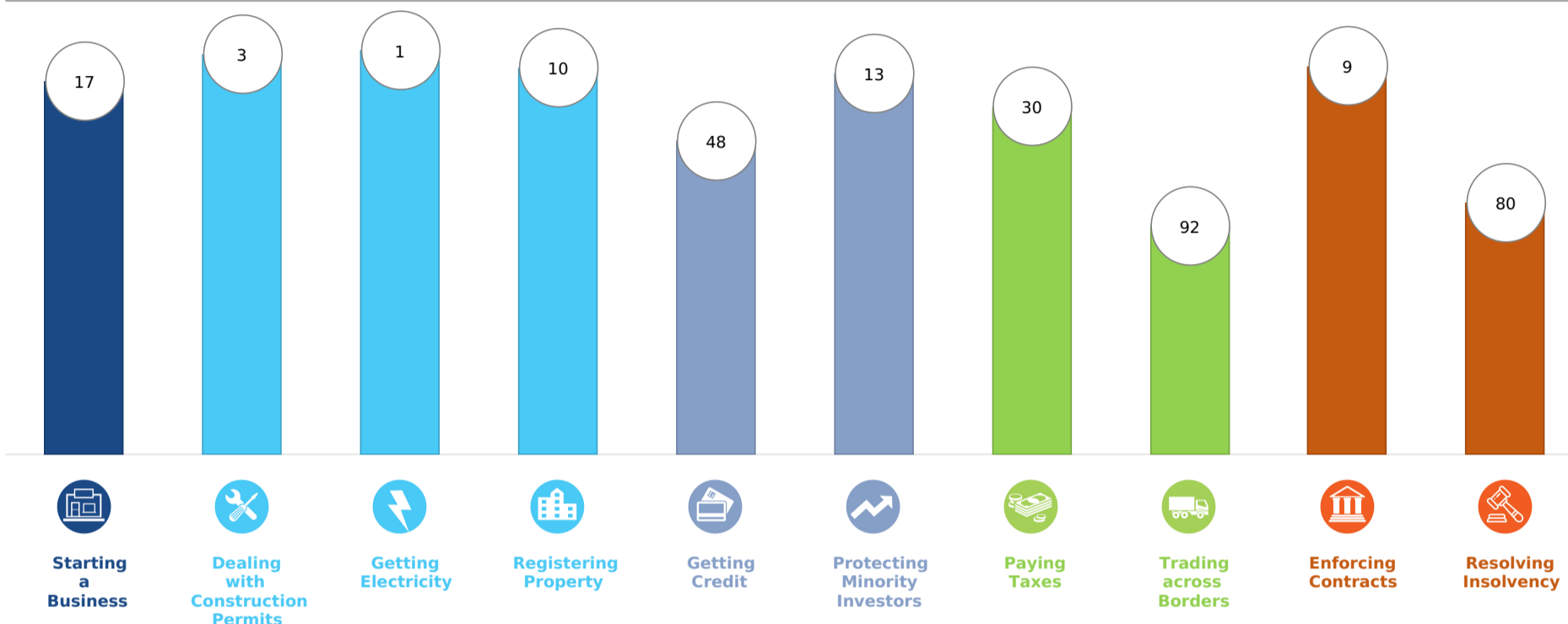
DB RANK



DB SCORE



Rankings on Doing Business topics - United Arab Emirates



Topic Scores



✓ <b>Starting a Business</b> (rank)	17
Score of starting a business (0-100)	94.8
Procedures (number)	2.5
Time (days)	4
Cost (number)	17.2
Paid-in min. capital (% of income per capita)	0.0
✓ <b>Dealing with Construction Permits</b> (rank)	3
Score of dealing with construction permits (0-100)	89.8
Procedures (number)	11
Time (days)	47.5
Cost (% of warehouse value)	2.2
Building quality control index (0-15)	15.0
<b>Getting Electricity</b> (rank)	1
Score of getting electricity (0-100)	100
Procedures (number)	2
Time (days)	7
Cost (% of income per capita)	0.0
Reliability of supply and transparency of tariff index (0-8)	8
<b>Registering Property</b> (rank)	10
Score of registering property (0-100)	90.1
Procedures (number)	2
Time (days)	1.5
Cost (% of property value)	0.2
Quality of the land administration index (0-30)	21.0

<b>Getting Credit</b> (rank)	48
Score of getting credit (0-100)	70.0
Strength of legal rights index (0-12)	6
Depth of credit information index (0-8)	8
Credit registry coverage (% of adults)	12.0
Credit bureau coverage (% of adults)	51.3
✓ <b>Protecting Minority Investors</b> (rank)	13
Score of protecting minority investors (0-100)	80.0
Extent of disclosure index (0-10)	10.0
Extent of director liability index (0-10)	10.0
Ease of shareholder suits index (0-10)	4.0
Extent of shareholder rights index (0-6)	4.0
Extent of ownership and control index (0-7)	7.0
Extent of corporate transparency index (0-7)	5.0
<b>Paying Taxes</b> (rank)	30
Score of paying taxes (0-100)	85.3
Payments (number per year)	5
Time (hours per year)	116
Total tax and contribution rate (% of profit)	15.9
Postfiling index (0-100)	55.0

✓ <b>Trading across Borders</b> (rank)	92
Score of trading across borders (0-100)	74.1
<i>Time to export</i>	
Documentary compliance (hours)	5
Border compliance (hours)	27
<i>Cost to export</i>	
Documentary compliance (USD)	140
Border compliance (USD)	462
<i>Time to export</i>	
Documentary compliance (hours)	12
Border compliance (hours)	54
<i>Cost to export</i>	
Documentary compliance (USD)	283
Border compliance (USD)	553
<b>Enforcing Contracts</b> (rank)	9
Score of enforcing contracts (0-100)	75.9
Time (days)	445
Cost (% of claim value)	21.0
Quality of judicial processes index (0-18)	14.0
<b>Resolving Insolvency</b> (rank)	80
Score of resolving insolvency (0-100)	49.3
Recovery rate (cents on the dollar)	27.7
Time (years)	3.2
Cost (% of estate)	20.0
Outcome (0 as piecemeal sale and 1 as going concern)	0
Strength of insolvency framework index (0-16)	11.0