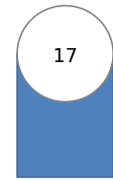


Ease of Doing Business in North Macedonia

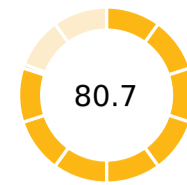


Region	Europe & Central Asia
Income Category	Upper middle income
Population	2,082,958
City Covered	Skopje

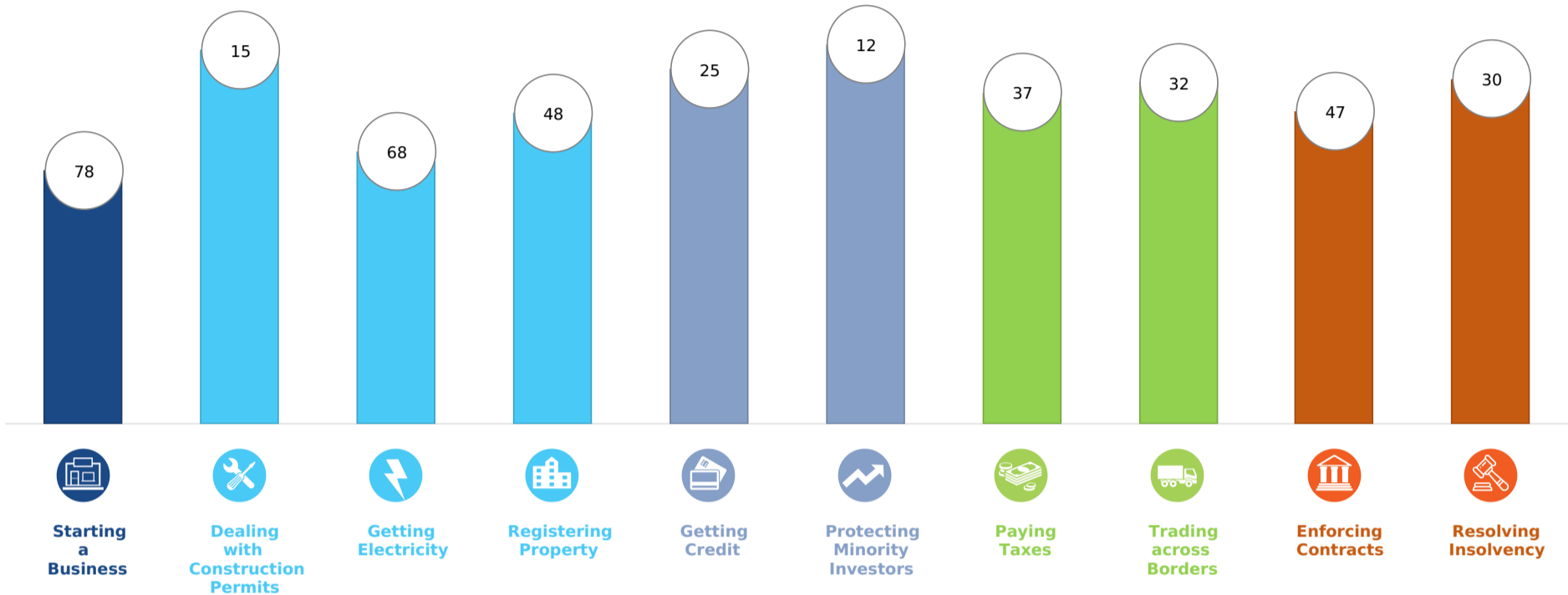
DB RANK



DB SCORE



Rankings on Doing Business topics - North Macedonia



Topic Scores



<b>Starting a Business</b> (rank)	78
Score of starting a business (0-100)	88.6
Procedures (number)	6
Time (days)	15
Cost (number)	3.1
Paid-in min. capital (% of income per capita)	0.0
<b>Dealing with Construction Permits</b> (rank)	15
Score of dealing with construction permits (0-100)	83.5
Procedures (number)	9
Time (days)	91
Cost (% of warehouse value)	3.5
Building quality control index (0-15)	13.0
<b>Getting Electricity</b> (rank)	68
Score of getting electricity (0-100)	81.5
Procedures (number)	3
Time (days)	97
Cost (% of income per capita)	184.1
Reliability of supply and transparency of tariff index (0-8)	5
<b>Registering Property</b> (rank)	48
Score of registering property (0-100)	74.5
Procedures (number)	7
Time (days)	30
Cost (% of property value)	3.2
Quality of the land administration index (0-30)	25.0

<b>Getting Credit</b> (rank)	25
Score of getting credit (0-100)	80.0
Strength of legal rights index (0-12)	9
Depth of credit information index (0-8)	7
Credit registry coverage (% of adults)	41.7
Credit bureau coverage (% of adults)	100.0
<b>Protecting Minority Investors</b> (rank)	12
Score of protecting minority investors (0-100)	82.0
Extent of disclosure index (0-10)	10.0
Extent of director liability index (0-10)	9.0
Ease of shareholder suits index (0-10)	5.0
Extent of shareholder rights index (0-6)	5.0
Extent of ownership and control index (0-7)	6.0
Extent of corporate transparency index (0-7)	6.0
<b>Paying Taxes</b> (rank)	37
Score of paying taxes (0-100)	84.7
Payments (number per year)	7
Time (hours per year)	119
Total tax and contribution rate (% of profit)	13.0
Postfiling index (0-100)	56.4

<b>Trading across Borders</b> (rank)	32
Score of trading across borders (0-100)	93.9
<i>Time to export</i>	
Documentary compliance (hours)	2
Border compliance (hours)	9
<i>Cost to export</i>	
Documentary compliance (USD)	45
Border compliance (USD)	103
<i>Time to export</i>	
Documentary compliance (hours)	3
Border compliance (hours)	8
<i>Cost to export</i>	
Documentary compliance (USD)	50
Border compliance (USD)	150
<b>Enforcing Contracts</b> (rank)	47
Score of enforcing contracts (0-100)	66.0
Time (days)	634
Cost (% of claim value)	28.6
Quality of judicial processes index (0-18)	13.0
<b>Resolving Insolvency</b> (rank)	30
Score of resolving insolvency (0-100)	72.7
Recovery rate (cents on the dollar)	48.0
Time (years)	1.5
Cost (% of estate)	10.0
Outcome (0 as piecemeal sale and 1 as going concern)	0
Strength of insolvency framework index (0-16)	15.0