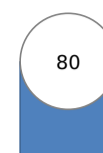


Ease of Doing Business in
Kyrgyz Republic

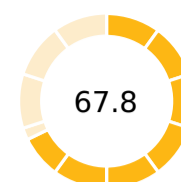


| | |
|-----------------|-----------------------|
| Region | Europe & Central Asia |
| Income Category | Lower middle income |
| Population | 6,315,800 |
| City Covered | Bishkek |

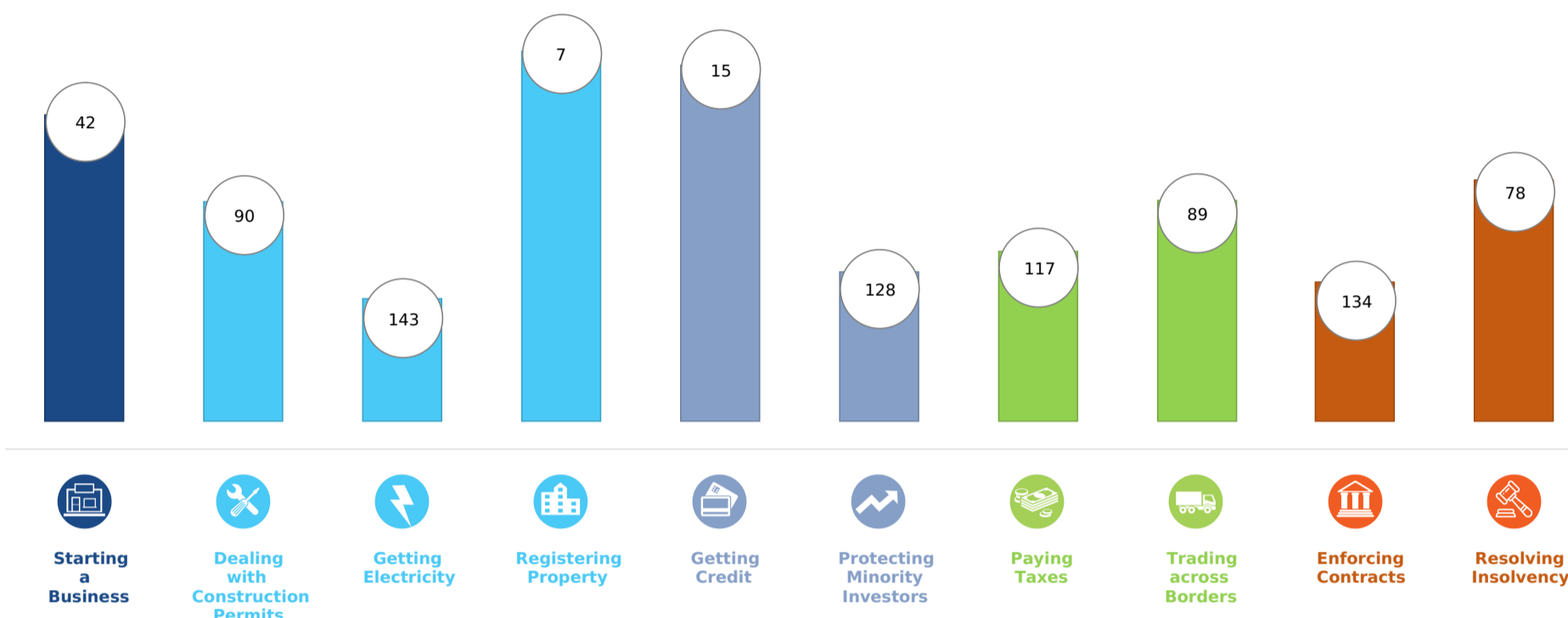
DB RANK



DB SCORE



Rankings on Doing Business topics - Kyrgyz Republic



Topic Scores



| | | |
|--|---|--|
| Starting a Business (rank) 42 | Getting Credit (rank) 15 | Trading across Borders (rank) 89 |
| Score of starting a business (0-100) 93.0 | Score of getting credit (0-100) 85.0 | Score of trading across borders (0-100) 74.7 |
| Procedures (number) 4 | Strength of legal rights index (0-12) 9 | <i>Time to export</i> |
| Time (days) 10 | Depth of credit information index (0-8) 8 | Documentary compliance (hours) 72 |
| Cost (number) 1.4 | Credit registry coverage (% of adults) 0.0 | Border compliance (hours) 5 |
| Paid-in min. capital (% of income per capita) 0.0 | Credit bureau coverage (% of adults) 39.2 | <i>Cost to export</i> |
| Dealing with Construction Permits (rank) 90 | Protecting Minority Investors (rank) 128 | Documentary compliance (USD) 110 |
| Score of dealing with construction permits (0-100) 69.0 | Score of protecting minority investors (0-100) 40.0 | Border compliance (USD) 10 |
| Procedures (number) 17 | Extent of disclosure index (0-10) 7.0 | <i>Time to export</i> |
| Time (days) 167 | Extent of director liability index (0-10) 5.0 | Documentary compliance (hours) 84 |
| Cost (% of warehouse value) 1.7 | Ease of shareholder suits index (0-10) 8.0 | Border compliance (hours) 69 |
| Building quality control index (0-15) 11.0 | Extent of shareholder rights index (0-6) 0.0 | <i>Cost to export</i> |
| Getting Electricity (rank) 143 | Extent of ownership and control index (0-7) 0.0 | Documentary compliance (USD) 200 |
| Score of getting electricity (0-100) 58.6 | Extent of corporate transparency index (0-7) 0.0 | Border compliance (USD) 499 |
| Procedures (number) 7 | Paying Taxes (rank) 117 | Enforcing Contracts (rank) 134 |
| Time (days) 111 | Score of paying taxes (0-100) 67.2 | Score of enforcing contracts (0-100) 50.4 |
| Cost (% of income per capita) 683.9 | Payments (number per year) 26 | Time (days) 410 |
| Reliability of supply and transparency of tariff index (0-8) 4 | Time (hours per year) 220 | Cost (% of claim value) 47.0 |
| Registering Property (rank) 7 | Total tax and contribution rate (% of profit) 29.0 | Quality of judicial processes index (0-18) 5.0 |
| Score of registering property (0-100) 90.3 | Postfiling index (0-100) 37.4 | Resolving Insolvency (rank) 78 |
| Procedures (number) 3 | | Score of resolving insolvency (0-100) 50.0 |
| Time (days) 3.5 | | Recovery rate (cents on the dollar) 40.6 |
| Cost (% of property value) 0.2 | | Time (years) 1.5 |
| Quality of the land administration index (0-30) 24.0 | | Cost (% of estate) 9.5 |
| | | Outcome (0 as piecemeal sale and 1 as going concern) 0 |
| | | Strength of insolvency framework index (0-16) 9.0 |