
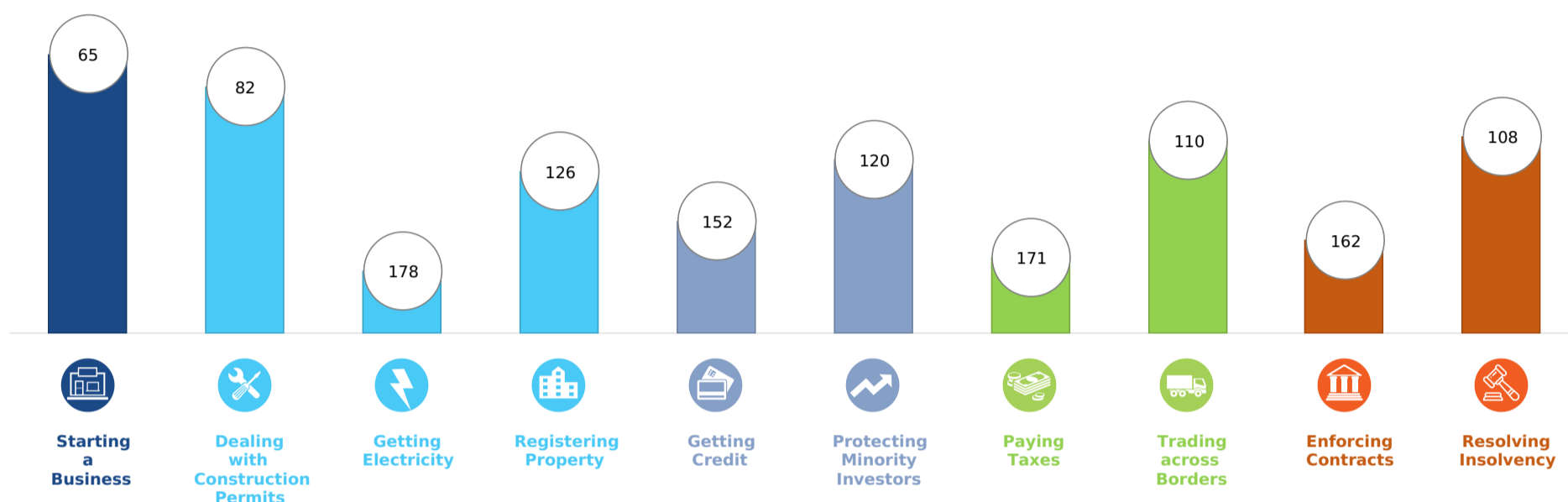
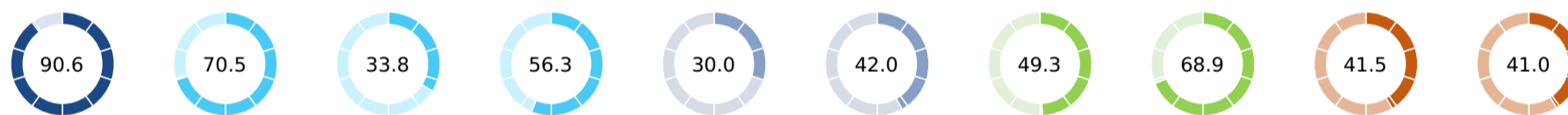


Ease of Doing Business in <b>Benin</b> 	<b>Region</b>	Sub-Saharan Africa	<b>DB RANK</b>	<b>DB SCORE</b>
	<b>Income Category</b>	Low income	149	52.4
	<b>Population</b>	11,485,048		
	<b>City Covered</b>	Cotonou		

Rankings on Doing Business topics - Benin



Topic Scores



<b>Starting a Business</b> (rank)	65	<b>Getting Credit</b> (rank)	152	<b>Trading across Borders</b> (rank)	110
Score of starting a business (0-100)	90.6	Score of getting credit (0-100)	30.0	Score of trading across borders (0-100)	68.9
Procedures (number)	5.5	Strength of legal rights index (0-12)	6	<i>Time to export</i>	
Time (days)	8.5	Depth of credit information index (0-8)	0	Documentary compliance (hours)	48
Cost (number)	3.45	Credit registry coverage (% of adults)	0.0	Border compliance (hours)	78
Paid-in min. capital (% of income per capita)	5.0	Credit bureau coverage (% of adults)	1.3	<i>Cost to export</i>	
				Documentary compliance (USD)	80
<b>Dealing with Construction Permits</b> (rank)	82	<b>Protecting Minority Investors</b> (rank)	120	Border compliance (USD)	354
Score of dealing with construction permits (0-100)	70.5	Score of protecting minority investors (0-100)	42.0	<i>Time to export</i>	
Procedures (number)	14	Extent of disclosure index (0-10)	7.0	Documentary compliance (hours)	59
Time (days)	88	Extent of director liability index (0-10)	1.0	Border compliance (hours)	82
Cost (% of warehouse value)	4.8	Ease of shareholder suits index (0-10)	5.0	<i>Cost to export</i>	
Building quality control index (0-15)	9.0	Extent of shareholder rights index (0-6)	4.0	Documentary compliance (USD)	110
		Extent of ownership and control index (0-7)	2.0	Border compliance (USD)	599
<b>Getting Electricity</b> (rank)	178	Extent of corporate transparency index (0-7)	2.0	<b>Enforcing Contracts</b> (rank)	162
Score of getting electricity (0-100)	33.8			Score of enforcing contracts (0-100)	41.5
Procedures (number)	5	<b>Paying Taxes</b> (rank)	171	Time (days)	595
Time (days)	90	Score of paying taxes (0-100)	49.3	Cost (% of claim value)	64.7
Cost (% of income per capita)	11,584.3	Payments (number per year)	54	Quality of judicial processes index (0-18)	6.5
Reliability of supply and transparency of tariff index (0-8)	0	Time (hours per year)	270		
		Total tax and contribution rate (% of profit)	48.9	<b>Resolving Insolvency</b> (rank)	108
<b>Registering Property</b> (rank)	126	Postfiling index (0-100)	49.3	Score of resolving insolvency (0-100)	41.0
Score of registering property (0-100)	56.3			Recovery rate (cents on the dollar)	23.9
Procedures (number)	4			Time (years)	4.0
Time (days)	120			Cost (% of estate)	21.5
Cost (% of property value)	3.4			Outcome (0 as piecemeal sale and 1 as going concern)	0
Quality of the land administration index (0-30)	9.0			Strength of insolvency framework index (0-16)	9.0